



Introducing V3

Assessment of

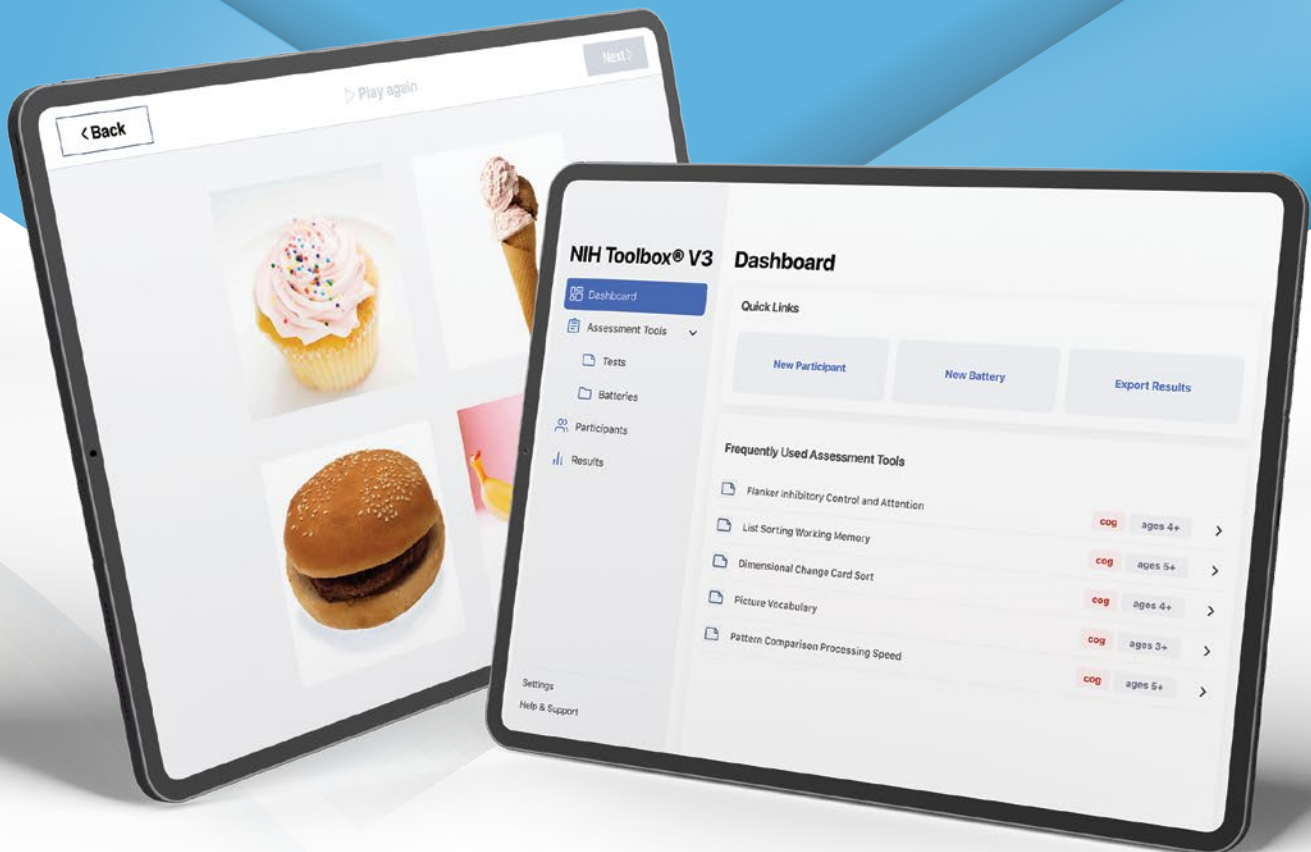
Cognition

Motor

Sensation

Emotion

Ages 3-85+



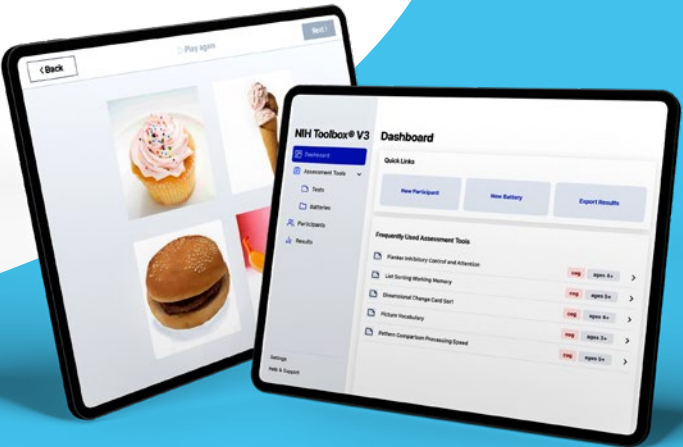
Download on the
App Store

NIHToolbox.org

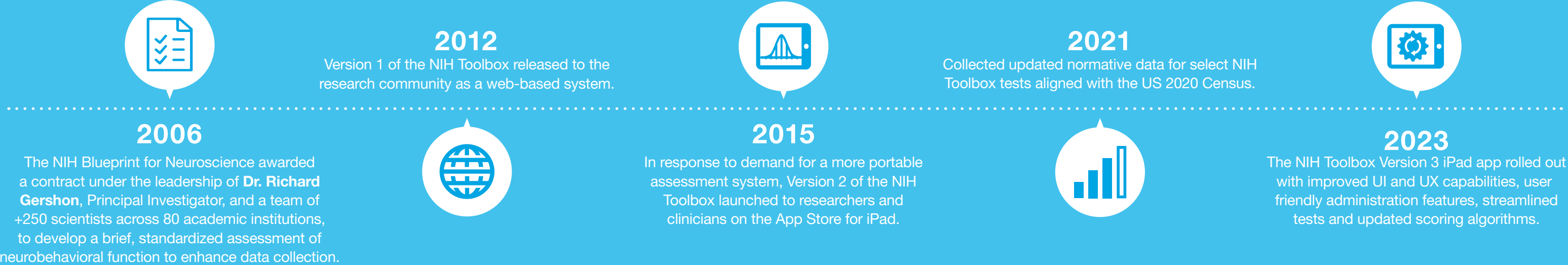


NIH Toolbox® V3

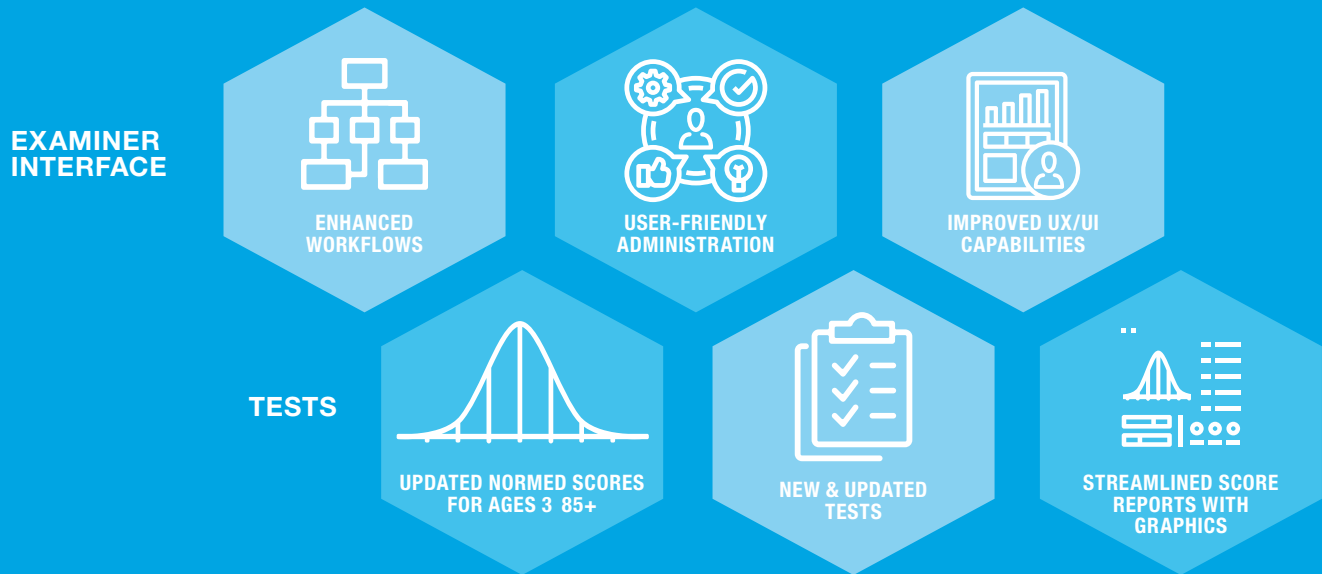
Over 50 digital assessments of Cognition, Motor, Sensation, and Emotion in one iPad app. Our valid, reliable and norm-referenced tests allow for the assessment of participants across the lifespan (3 to 85+ years).



Development At-A-Glance



What's New in V3?



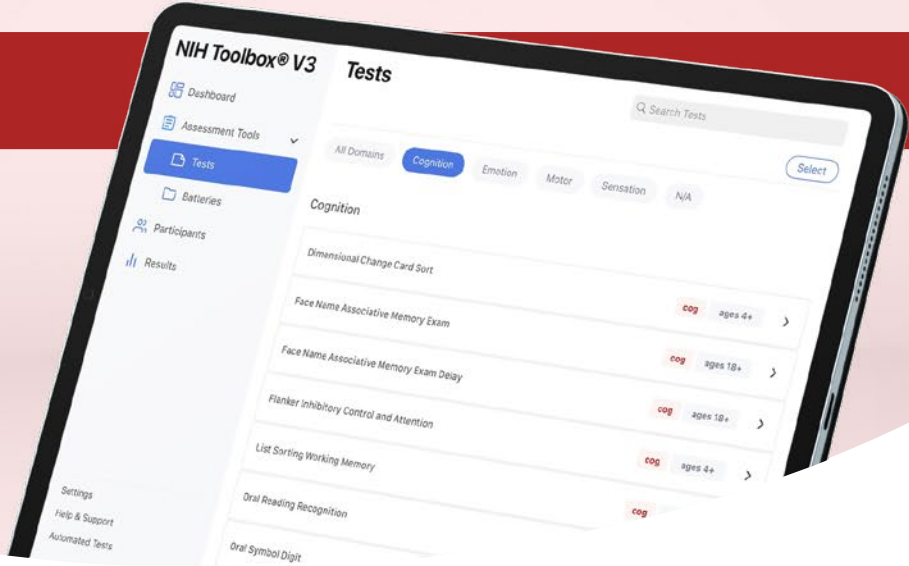
Overview of V3 Development

The NIH Toolbox V3 app offers a redesigned interface that incorporates input from usability and accessibility experts to enhance its user experience for both the examiners and their participants. Users will find an easy-to-navigate interface, allowing for the ready selection and administration of tests. Once the assessment is complete, results can be accessed through a Score Report or .CSV file.

As part of the V3 update, a new normative sample was collected for the NIH Toolbox Cognition Tests, and the Standing Balance Test (Motor Domain). A total of 3,900 participants ages 3–85+ were collected and their demographics were representative of the 2020 US Census. Data collection was performed by trained examiners across the US with 17% of cases collected in the Northeast, 36% in the South, 23% in the Midwest, and 24% in the West.

Users will also find updates on norm calculations for the NIH Toolbox V3 Cognition Tests and the Standing Balance Test, which have continuous norms that use chronological age in years, half-years, or quarter years, depending on the participant's age. Change-sensitive scores are available for core Cognition Tests, as well as a norming approach that is based on the change-sensitive scores.


For other tests, in the Emotion, Motor, and Sensation Domains, the normative data was pulled forward from V2. Users will find other updates across these domains, such as a new scoring engine for Emotion Computer Adaptive Tests (CAT) which will allow for shorter, more targeted administrations. Please see the NIH Toolbox V3 Manuals for more detailed information.



Cognition refers to the mental processes involved in gaining knowledge and comprehension, such as thinking, knowing, remembering, judging, and problem solving.

NIH Toolbox Cognition Tests produce individual test scores, and cognition batteries produce composite scores by age. Supplemental tests not used in the calculation of composites can be administered to better understand the participant’s cognitive functioning.

Ages 7+ Composites



Total Cognition Composite =

Crystallized Composite:
Picture Vocabulary & Oral Reading Recognition tests.

+

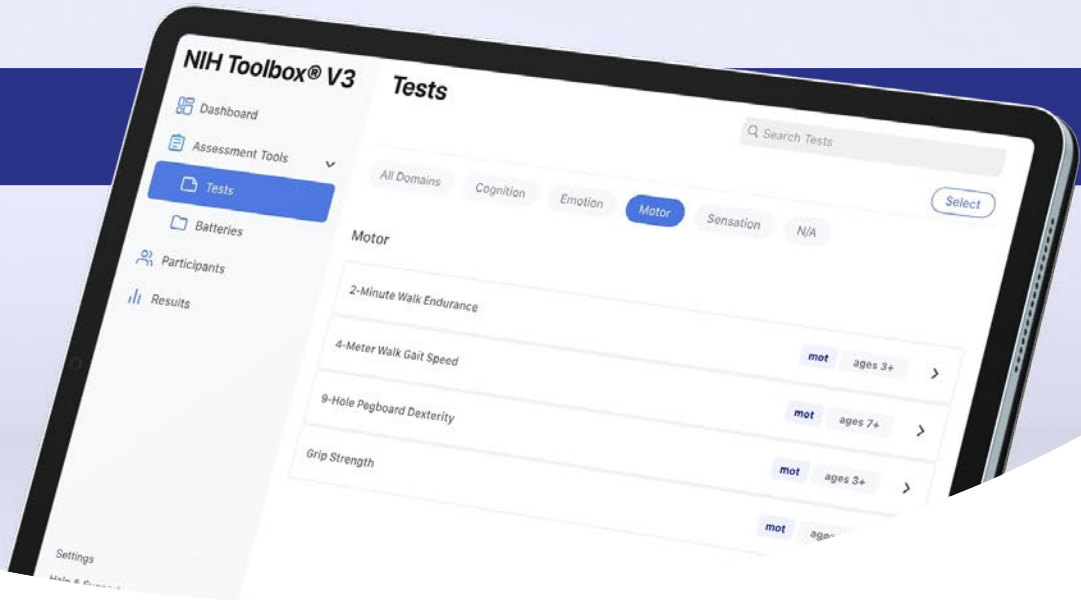
Fluid Composite:
Dimensional Change Card Sort, Flanker, Picture Sequence Memory, List Sorting, & Pattern Comparison tests.

Ages 4–6 Composite



Early Childhood Composite =
Dimensional Change Card Sort, Flanker, Picture Sequence Memory, Picture Vocabulary, & Speeded Matching tests.

TEST	SUBDOMAIN	DESCRIPTION	AGE IN YEARS	ADMIN TIME IN MINUTES
Flanker Inhibitory Control and Attention Test	Attention, Executive Function	Assess the ability to focus attention and inhibit automatic response tendencies that can interfere with goal attainment.	4+	3
Dimensional Change Card Sort Test	Executive Function	Measure the capacity for switching among multiple aspects of a strategy or task.	4+	4
Visual Reasoning Test	Executive Function	Examine the ability to identify patterns and rules, integrate the information and apply it to solve problems.	4+	7
Oral Reading Recognition Test	Language, Expressive	Assess reading ability which is a robust measure of verbal intelligence.	7+	4
Picture Vocabulary Test	Language, Receptive	Measure word knowledge which has a high association with overall intelligence ('g-factor').	3+	3
Face Name Associative Memory Exam Test	Memory, Learning, Delayed, Visual, Immediate	Examine the capability to learn a set of twelve faces and names and the ability to recall them later.	18+	7
List Sorting Working Memory Test	Memory, Working	Assess the ability to process, store and manipulate information across a series of tasks.	5+	7
Picture Sequence Memory Test	Memory, Episodic	Investigate the time needed to memorize a sequence of pictures and reproduce it.	3+	7
Rey Auditory Verbal Learning Test	Memory, Learning, Immediate, Delayed, Verbal	Assess the ability to learn a list of 15 words over three repeat trials and recall them after delay.	5+	4
Oral Symbol Digit Test	Processing Speed	Examine the ability to quickly process information through matching symbols with digits.	5+	3
Pattern Comparison Processing Speed Test	Processing Speed	Examine the speed of visually detecting whether two stimuli are the same or different.	5+	4
Speeded Matching Test	Processing Speed	Measure the speed of selecting a target picture amongst distractors.	3–6	3



Motor function involves complex physiological processes and requires the integration of multiple systems, including neuromuscular, musculoskeletal, cardiopulmonary, neural motor and sensory-perceptual systems.

Motor Battery



Recommended for ages 7+:

9-Hole Pegboard Dexterity, Grip Strength, Standing Balance, 4-Meter Walk Gait Speed, & 2-Minute Walk Endurance tests.

Early Childhood Motor Battery



Recommended for ages 3–6:

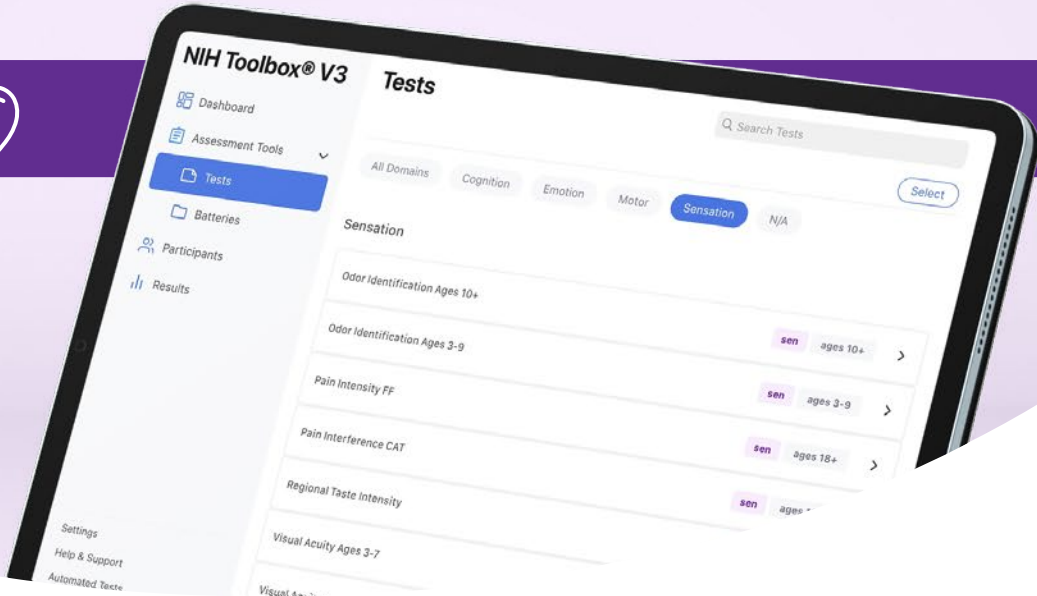
9-Hole Pegboard Dexterity, Grip Strength, Standing Balance, & 2-Minute Walk Endurance tests.

Motor Tests

TEST	SUBDOMAIN	DESCRIPTION	AGE IN YEARS	ADMIN TIME IN MINUTES
2-Minute Walk Endurance Test	Endurance	Measure of overall physical fitness and endurance, which requires one to walk at a normal speed on a flat surface for 2 minutes.	3+	4
4-Meter Walk Gait Speed Test	Locomotion	Assess locomotion by walking 4 meters at a normal speed on a flat surface.	7+	3
9-Hole Pegboard Dexterity Test	Dexterity	Examine fine motor dexterity by placing 9 pegs into a board with 9 holes, then removing them as quickly as possible.	3+	4
Grip Strength Test	Strength	Measure upper extremity strength by squeezing a hand dynamometer as hard as they can, one hand at a time.	3+	3
Standing Balance Test	Balance	Assess balance by performing a series of poses on the ground and on a foam pad.	3+	7

Motor function is indicative of current physical health status, burden of disease and long-term health outcomes, and is integrally related to daily functioning and quality of life.

Note: All Motor Tests require additional equipment to properly administer.



Sensation refers to the biochemical and neurologic process of detecting incoming nerve impulses as nervous system activity. Sensory processes are vital to one’s level of independence in relationships with others, academic and occupational endeavors, and activities of daily living.

Recommended Inclusion of Additional Tests at Older Ages



Words-In-Noise, Visual Acuity, Odor Identification, Regional Taste (Ages 12+), Pain Intensity (Ages 18+), & Pain Interference (Ages 18+) tests.

Recommended for Ages 3–6+



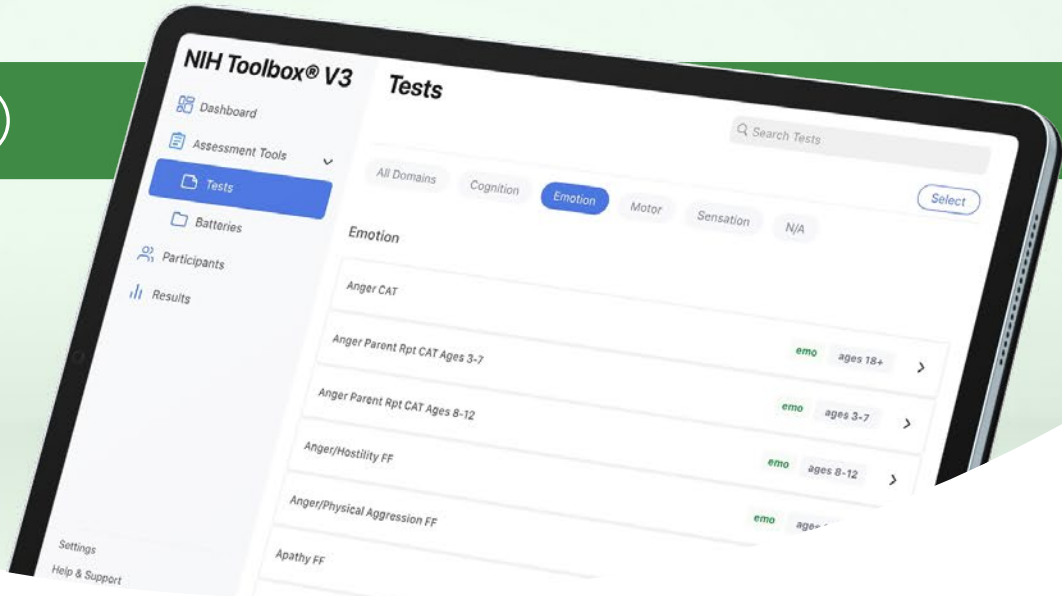
Visual Acuity and Odor Identification tests.

TEST	SUBDOMAIN	DESCRIPTION	AGE IN YEARS	ADMIN TIME IN MINUTES
Odor Identification Test	Olfaction	Assess olfaction by identifying and naming odors on scratch-and-sniff cards.	3+	4
Pain Intensity Test	Pain	Assess one's level of pain in the past 7 days.	18+	1
Pain Interference Test	Pain	Assess how much pain has interfered or affected one's enjoyment of activities in the past 7 days.	18+	1
Regional Taste Intensity Test	Taste	Measure taste sensitivity by asking one to rate the intensity of salty and bitter solutions on the tip of their tongue and mouth.	12+	6
Visual Acuity Test	Vestibular	Assess distance vision by having one sit 3 meters away and identify letters as they appear on the screen.	3+	3
Words-In-Noise Test	Audition	Assess the ability to detect, discriminate and localize speech in a noisy background.	6+	6

Objective measures of sensation can systematically examine and determine if one has intact sensory functioning. Given the changes in sensory functioning across the lifespan, there is value in characterizing age-related sensory improvement and decline.

Note: Some Sensation Tests require additional equipment to properly administer.

Emotion 😊



Emotion refers to any strong feelings, such as joy, sorrow, or fear. It is an affective state of consciousness in which one of these feelings is experienced, as distinguished from cognitive and volitional states of consciousness.

Test items are presented in a self-report format and a parent proxy-report for younger children.

The NIH Toolbox Emotion Battery



Recommended for Ages 8+:

Consists of tests of Positive Affect, General Life Satisfaction, Emotional Support, Friendship, Loneliness, Perceived Rejection, Perceived Hostility and Self-Efficacy. For ages 13+, the battery also includes a measure of Perceived Stress.

For ages 18+, the battery also includes tests of Meaning and Purpose, Instrumental Support, Sadness, Perceived Stress, Fear, and Anger.

The NIH Toolbox Parent Proxy Emotion Battery



Recommended for parents of children ages 3–12:

Includes tests of Positive Affect, General Life Satisfaction, Positive Peer Interaction, Social Withdrawal, Peer Rejection, Empathic Behaviors, Fear, Sadness, and Anger. For those with children ages 8–12, tests for Perceived Stress and Self-Efficacy are included.

Emotion Tests

TEST	SUBDOMAIN	DESCRIPTION	AGE IN YEARS
Anger	Negative Affect	Assess irritability, frustration, interpersonal sensitivity, envy, disagreeableness, and efforts to control anger. (FF, CAT)	3+
Apathy	Negative Affect	Evaluate deficits in goal-oriented behavior and decrements in goal-related thought. (FF)	18+
Emotional Support	Social Relationships	Assess one’s perception that their social network is available to listen to their problems with empathy, caring, and understanding. (CAT)	18+
Empathic Behaviors	Social Relationships	Measure a parent’s perception of their child’s prosocial behaviors. (CAT)	3–12
Fear/Anxiety	Negative Affect	Assess one’s feelings of fear, anxious misery, hyperarousal, and somatic symptoms related to arousal. (CAT)	18+
Friendship	Social Relationships	Assess the availability of friends or companions with whom to interact or affiliate. (CAT)	8+
General Life Satisfaction	Psychological Well-Being	Assess one’s cognitive evaluation of life experiences and whether they like their life. (CAT, FF)	3+
Instrumental Support	Social Relationships	Assess one’s perception that people in their social network are available to provide material or functional aid in completing daily tasks, if needed. (CAT)	18+
Loneliness	Social Relationships	Assess one’s perceptions of being alone, lonely, or socially isolated from others. (FF)	8+
Meaning and Purpose	Psychological Well-Being	Assess one’s feelings around whether life has purpose and there are good reasons for living. (CAT)	18+
Peer Rejection	Social Relationships	Assess how often one is left out, avoided, or teased by peers. (CAT)	3–12
Perceived Hostility	Social Relationships	Evaluate one’s perceptions of hostility in their daily social interactions. (CAT, FF)	8+
Positive Affect	Psychological Well-Being	Measure feelings of pleasurable engagement with the environment, such as happiness, joy, excitement, enthusiasm, and contentment. (CAT)	3+
Sadness/Depression	Negative Affect	Evaluate poor mood and negative perceptions of the self, the world, and the future. (CAT)	3+
Self-Efficacy	Stress and Self-Efficacy	Measure one’s capacity to manage problems and have control over meaningful events. (CAT)	8+
Social Withdrawal	Social Relationships	Assess the perception of being alone, lonely, or socially isolated from others. (FF)	3–12

All tests are administered in 2 minutes or less. *Computer Adaptive Test = CAT; Fixed Form = FF

Note: This listing is only a representative sample of included Emotion Tests. For a full list, visit our website or app.



For Assessment of Neurological and Behavioral Function

www.nihtoolbox.org help@nihtoolbox.org

Follow us on    @NIHToolbox

Thank you to the hundreds of scientific experts who helped to develop, maintain,
and support the NIH Toolbox over the years.

Principal Investigator

Richard C. Gershon, PhD
Vice-Chair for Research, Department of Medical
Social Sciences Feinberg School of Medicine
Northwestern University

Lead Project Officer

Molly V. Wagster, PhD
Chief, Behavioral and Systems Neuroscience Branch
Division of Neuroscience
National Institute on Aging/National Institutes of Health

Sponsors

Primary support provided through the NIH Blueprint for Neuroscience Research, with additional support from the NIH Office of Behavioral and Social Sciences Research for software enhancement and development of training videos and the National Children's Study for its support of establishing national norms for the NIH Toolbox measures.

Member Institutes, Centers and Offices

National Center for Complementary and Alternative Medicine (NCCAM) National Eye Institute (NEI)
National Institute on Aging (NIA)
National Institute on Alcohol Abuse and Alcoholism (NIAAA) National Institute of Biomedical Imaging and
Bioengineering (NIBIB) Eunice Kennedy Shriver National Institute of Child Health and Human Development
(NICHD)
National Institute on Drug Abuse (NIDA)
National Institute on Deafness and Other Communication Disorders (NIDCD)
National Institute of Dental and Craniofacial Research (NIDCR)
National Institute of Environmental Health Sciences (NIEHS)
National Institute of General Medical Sciences (NIGMS)
National Institute of Mental Health (NIMH)
National Institute of Neurological Disorders and Stroke (NINDS)
National Institute of Nursing Research (NINR)
Office of Behavioral and Social Sciences Research (OBSSR)



This project is funded in whole or in part with Federal funds from the Blueprint for Neuroscience Research and the Office of Behavioral and Social Sciences Research, National Institutes of Health, under Contract No. HHS N 260 2006 00007 C.

© 2023 Toolbox Assessments, Inc.